

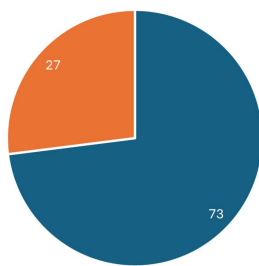


QI Month 2024

Breast QI Project (Quality of information put on request cards of samples taken from breast lesions)

Dr Robert Jenkins (Histopathology), Dr Dina Sakr, Royal Cornwall Hospitals NHS Trust

Needle core biopsies

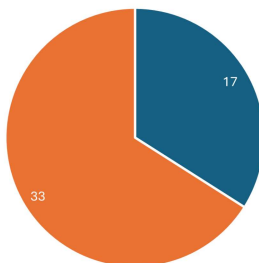


■ Site of sample indicated on request card ■ Site of sample NOT indicated on request card

What highlighted the improvement opportunity?

The information put on the request cards is variable but sometimes not enough (e.g. where in the breast you are taking a biopsy from, if you are doing an operation, to say why you are doing it and where the lesions are / how many...)

Mastectomies

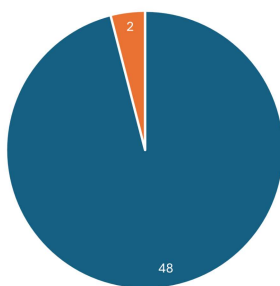


■ Location of lesion indicated on request card ■ Location of lesion NOT indicated on request card

What did you want to achieve?

To get a more objective impression of the quality of information on the request cards

Wide Local Excisions



■ Reason of operation indicated on request card ■ Reason of operation NOT indicated on request card

What did you do to implement the change/improvement?

Will communicate the findings with the breast team

How will/did you know that there has been an improvement?

Aim to repeat project after some time to check change has been implemented

Have you had any feedback?

Not yet